

8 7 6 5 4 3 2 1

REVISIONS		DATE	APPROVED
REV	DESCRIPTION		
A	Drawing Revised & Redrawn, Added Sheet 3	05/19/10	

D

D

C

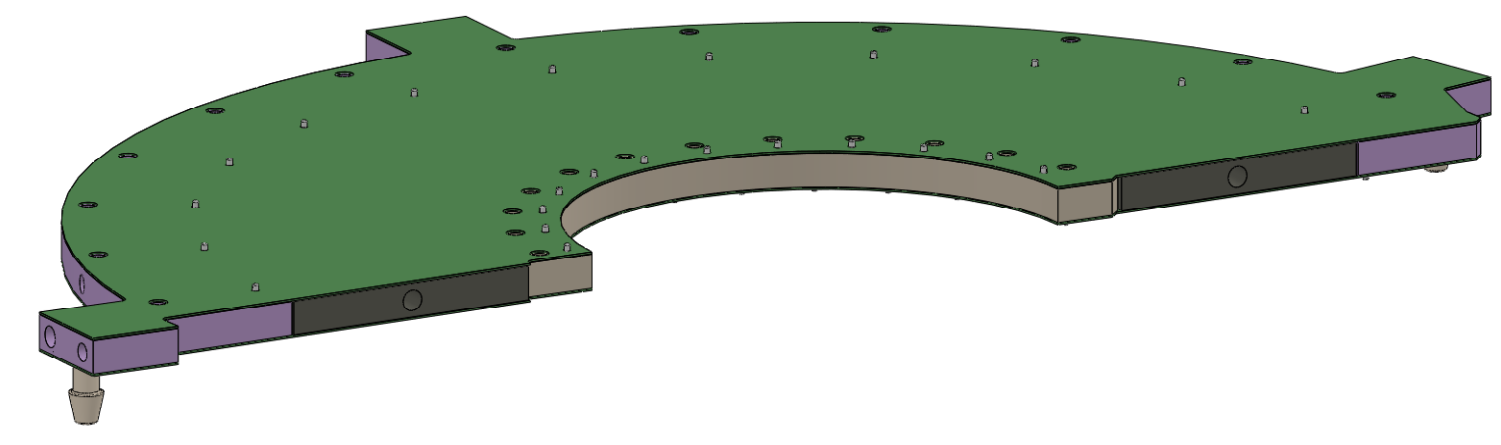
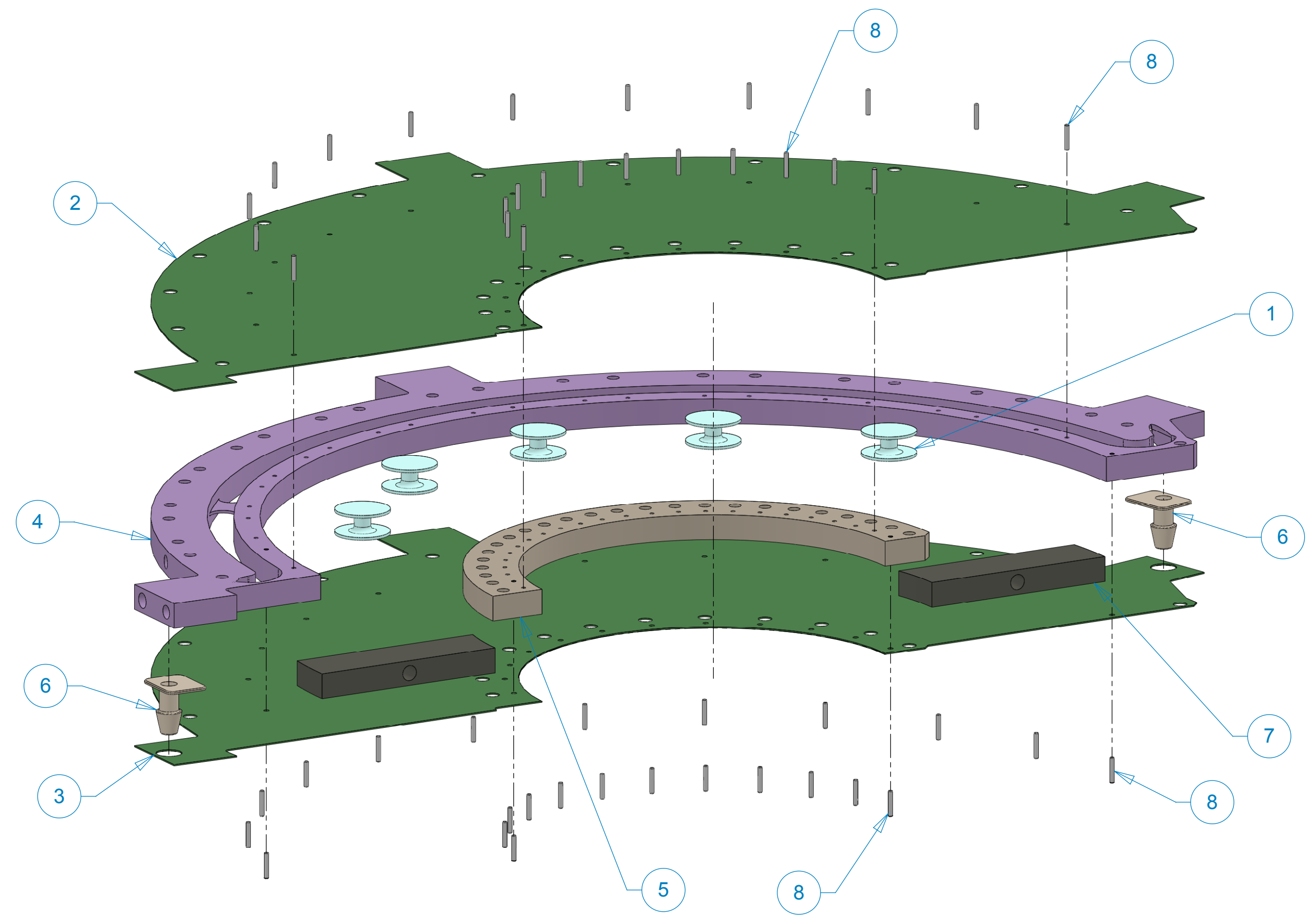
C

B

B

A

A



PARTS LIST				
ITEM NO.	QTY.	PART NO.	DESCRIPTION	MATERIAL
1	5	111-PHX-02-3801-1	FVTX Half Station 1 Support Panel Core Spool	
2	1	111-PHX-02-3802-1	FVTX Half Station 1 Support Panel Face Sheet 1	
3	1	111-PHX-02-3803-1	FVTX Half Station 1 Support Panel Face Sheet 2	
4	1	111-PHX-02-3804-1	FVTX Half Station 1 Support Panel Outer Insert	
5	1	111-PHX-02-3805-1	FVTX Half Station Inner Core	
6	2	111-PHX-02-3806-1	FVTX Cooling Hose Barb	
7	2	111-PHX-02-3807-1	FVTX Half Station 1 Support Panel Handle Insert	
8	48		Dowel Pin 1/32" X 3/16" lg	Ceramic
9	AR		Adhesive	HYSOL 9396



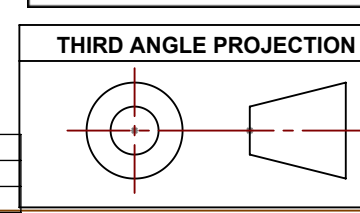
UNLESS OTHERWISE SPECIFIED:
DIMENSIONS ARE IN MILLIMETERS
-TOLERANCES-

DECIMALS ANGULAR
X = +/- .5 .X = +/- .30'
.XX = +/- .1 .XX = +/- .15'
.XXX = +/- .01 SURFACE FINISH = 250

CAD GENERATED DRAWING.
DO NOT MANUALLY UPDATE
DO NOT SCALE DRAWING

HYTEC, INC

TITLE
**PHENIX CENTRAL UPGRADE
FVTX HALF STATION 1
SUPPORT PANEL ASSEMBLY**



FINISH	SIGNATURE	DATE
	Designer	Roger L. Smith
	Drawn	Roger L. Smith
	Checked	RJ Ponchione
	Engineer	RJ Ponchione
	Approved	RJ Ponchione

DWG. NO.	SCALE	SIZE	SHEET NO.
111-PHX-02-3800-1	3:2	D	1 of 3

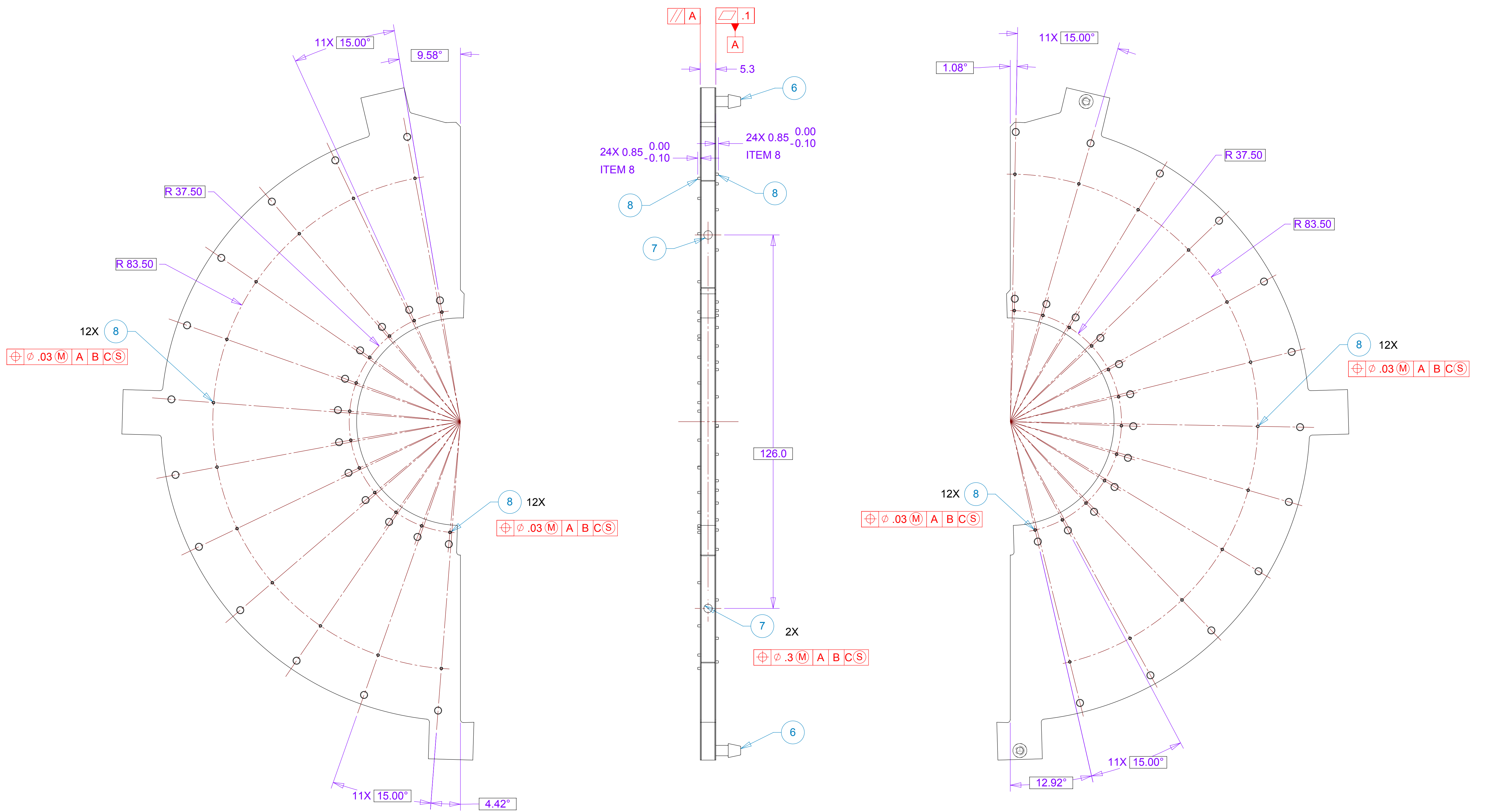
THIS DOCUMENT CONTAINS INFORMATION THAT IS THE PROPRIETARY PROPERTY OF HYTEC, INC.
REPRODUCTION, DISCLOSURE, OR RELEASE TO OTHERS, MANUALLY OR ELECTRONICALLY,
IS STRICTLY PROHIBITED WITHOUT THE PRIOR WRITTEN CONSENT OF HYTEC, INC.

8 7 6 5 4 3 2 1

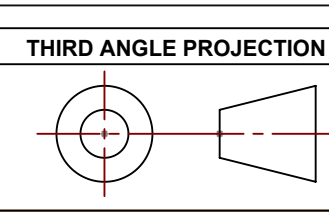
8 7 6 5 4 3 2 1

D
C
B
A

D
C
B
A



THIS DOCUMENT CONTAINS INFORMATION THAT IS THE PROPRIETARY PROPERTY OF HYTEC, INC. REPRODUCTION, DISCLOSURE, OR RELEASE TO OTHERS, MANUALLY OR ELECTRONICALLY, IS STRICTLY PROHIBITED WITHOUT THE PRIOR WRITTEN CONSENT OF HYTEC, INC.



UNLESS OTHERWISE SPECIFIED:
DIMENSIONS ARE IN MILLIMETERS
-TOLERANCES-

DECIMALS	ANGULAR
X = +/- .5	.X = +/- .30°
.X = +/- .1	.XX = +/- .15°
.XX = +/- .01	
.XXX = +/- .001	SURFACE FINISH = 250

FINISH

PART NO.
111-PHX-02-3800-1

CAD GENERATED DRAWING.
DO NOT MANUALLY UPDATE
DO NOT SCALE DRAWING

	SIGNATURE	DATE
Designer	Roger L. Smith	3/8/2010
Drawn	Roger L. Smith	3/8/2010
Checked	RJ Ponchione	4/12/2010
Engineer	RJ Ponchione	3/8/2010
Approved	RJ Ponchione	4/12/2010

HYTEC, INC

TITLE
**PHENIX CENTRAL UPGRADE
FVTX HALF STATION 1
SUPPORT PANEL ASSEMBLY**

DWG. NO. **111-PHX-02-3800** SIZE **D** SHEET NO. **2 of 3**

SCALE **3:2** REVISION **A**

8 7 6 5 4 3 2 1

8

7

6

5

4

3

2

1

D

D

C


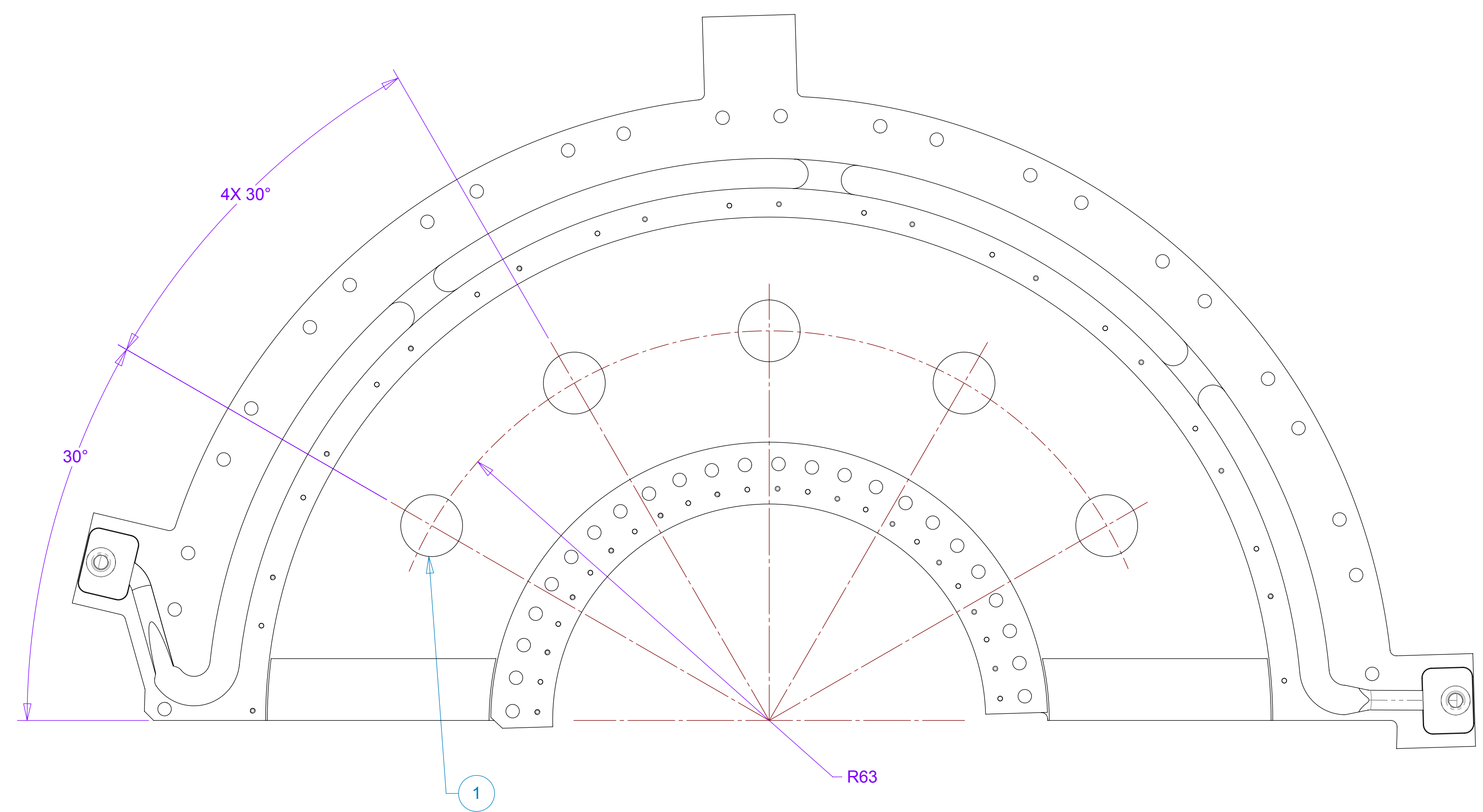
C

B

B

A

A



UNLESS OTHERWISE SPECIFIED:
DIMENSIONS ARE IN MILLIMETERS
-TOLERANCES-

DECIMALS	ANGULAR
X = +/- .5	.X = +/- .30°
.X = +/- .1	.XX = +/- .15°
.XX = +/- .01	
.XXX = +/- .001	SURFACE FINISH = 250

FINISH

PART NO.
111-PHX-02-3800-1

CAD GENERATED DRAWING.
DO NOT MANUALLY UPDATE
DO NOT SCALE DRAWING

	SIGNATURE	DATE
Designer	Roger L. Smith	3/8/2010
Drawn	Roger L. Smith	3/8/2010
Checked	RJ Ponchione	4/12/2010
Engineer	RJ Ponchione	3/8/2010
Approved	RJ Ponchione	4/12/2010

HYTEC, INC

TITLE
**PHENIX CENTRAL UPGRADE
FVTX HALF STATION 1
SUPPORT PANEL ASSEMBLY**

DWG. NO.	SIZE	SHEET NO.
111-PHX-02-3800	D	3 of 3
SCALE 2:1		REVISION A

THIS DOCUMENT CONTAINS INFORMATION THAT IS THE PROPRIETARY PROPERTY OF HYTEC, INC.
REPRODUCTION, DISCLOSURE, OR RELEASE TO OTHERS, MANUALLY OR ELECTRONICALLY,
IS STRICTLY PROHIBITED WITHOUT THE PRIOR WRITTEN CONSENT OF HYTEC, INC.

8

7

6

5

4

3

2

1